
























Details in Each Wood Box			Wood Packing (total 5 wood box)				
			length cm	width cm	height cm	weight kg	Quantity
No 1							
Motor Module		1 piece	53	36	28	31	1
Reducing sleeve		2 piece					
No 2							
Control Box		1 piece	56	36	51	18	1
Stroke Module		1 piece					
Welding Wire		1 piece					

Calipers		1 piece					
Welding converter head		1 piece					
No 3							
Boring Bar 35*1200mm		1 piece	125	7	7	12	1
No 4							
Boring Bar 50*1600mm		1 piece	165	7	7	25	1
No 5							
Welding Bar		each dimension 1 piece					
40*800mm;							
40*350mm;							
40*240mm;							
40*200mm							
Bearing Bracket		2 pieces					
Boring Insert		40 pieces					
Tool Holder		12 pieces					
Allen wrench		5 pieces					
Anti-vibration bracket		1 set					

Welding extension		1 piece	106	21	21	68	1
Protective mouth		10 pieces					
Conductive mouth		40 pieces					
Positioning auxiliary		1 piece					
Short reducing sleeve		4 pieces					
Positioning cone		6 pieces					
Hexagon socket screws		50 pieces					
Bearing seat screws		6 pieces					
Nut		6 pieces					
300mm Tool holder		1 set					